






Product - Commercial Historical Variable Rate

			May 2024			October 2024			March 2025		
			Energy Rate	1500 kWh		Energy Rate	1500 kWh		Energy Rate	1500 kWh	
CenterPoint Energy			14.37c	18.7c		CenterPoint Energy	12.66c	17.1c	CenterPoint Energy	13.57c	17.1c
Oncor			13.88c	18.2c		Oncor	12.43c	17.2c	Oncor	13.31c	17.9c
AEP North			14.84c	20.1c		AEP North	12.96c	17.4c	AEP North	13.99c	18.1c
AEP Central			13.09c	19.5c		AEP Central	12.22c	17.7c	AEP Central	12.98c	17.1c
Texas New Mexico Power			14.02c	20.2c		Texas New Mexico Power	12.44c	19.0c	Texas New Mexico Power	13.35c	19.9c
Lubbock Power & Light			12.41¢	18.6c		Lubbock Power & Light	13.50¢	19.7c	Lubbock Power & Light	14.63¢	20.5c
			June 2024			November 2024			April 2025		
			Energy Rate	1500 kWh		Energy Rate	1500 kWh		Energy Rate	1500 kWh	
CenterPoint Energy			13.31c	17.7c		CenterPoint Energy	12.76c	16.8c	CenterPoint Energy	13.77c	17.8c
Oncor			12.88c	17.2c		Oncor	12.63c	17.4c	Oncor	13.41c	18.3c
AEP North			13.84c	19.1c		AEP North	13.36¢	17.8c	AEP North	14.19c	18.5c
AEP Central			12.09c	18.4c		AEP Central	12.32c	17.8c	AEP Central	13.28c	17.7c
Texas New Mexico Power			13.02c	19.2c		Texas New Mexico Power	12.77c	19.3c	Texas New Mexico Power	13.75c	20.5c
Lubbock Power & Light			12.41¢	18.6c		Lubbock Power & Light	14.20¢	20.3c	Lubbock Power & Light	14.54¢	20.6c
			July 2024			December 2024			May 2025		
			Energy Rate	1500 kWh		Energy Rate	1500 kWh		Energy Rate	1500 kWh	
CenterPoint Energy			14.00c	18.4c		CenterPoint Energy	12.76c	16.8c	CenterPoint Energy	18..90c	22.8c
Oncor			12.88c	17.2c		Oncor	12.53c	17.3c	Oncor	14.31c	19.2c
AEP North			13.84c	19.1c		AEP North	13.26¢	17.7c	AEP North	15.09c	19.4c
AEP Central			12.20c	18.5c		AEP Central	12.32c	17.8c	AEP Central	13.78c	18.2c
Texas New Mexico Power			13.62c	19.8c		Texas New Mexico Power	12.65c	19.4c	Texas New Mexico Power	14.35c	21.1c
Lubbock Power & Light			14.50¢	20.7c		Lubbock Power & Light	13.84¢	19.9c	Lubbock Power & Light	16.13¢	22.2c
			August 2024			January 2025			June 2025		
			Energy Rate	1500 kWh		Energy Rate	1500 kWh		Energy Rate	1500 kWh	
CenterPoint Energy			12.40c	16.4c		CenterPoint Energy	12.56c	16.6c	CenterPoint Energy	12.12c	16.0c
Oncor			11.91c	16.3c		Oncor	12.31c	17.2c	Oncor	11.90c	17.0c
AEP North			12.44c	17.7c		AEP North	13.06¢	17.5c	AEP North	12.39c	16.7c
AEP Central			11.46c	17.8c		AEP Central	12.02c	17.5c	AEP Central	11.28c	15.7c
Texas New Mexico Power			12.65c	19.1c		Texas New Mexico Power	12.55c	19.3c	Texas New Mexico Power	11.35c	18.1c
Lubbock Power & Light			13.50¢	19.7c		Lubbock Power & Light	13.74¢	19.8c	Lubbock Power & Light	13.54¢	19.60c
			September 2024			February 2025			July 2025		
			Energy Rate	1500 kWh		Energy Rate	1500 kWh		Energy Rate	1500 kWh	
CenterPoint Energy			12.40c	16.4c		CenterPoint Energy	13.06c	17.1c	CenterPoint Energy	11.12c	15.7c
Oncor			11.82c	16.2c		Oncor	13.02c	17.9c	Oncor	10.90c	16.5c
AEP North			12.47c	17.7c		AEP North	13.76c	18.2c	AEP North	11.39c	16.9c
AEP Central			11.46c	17.8c		AEP Central	12.65c	17.2c	AEP Central	10.28c	15.9c
Texas New Mexico Power			12.65c	19.1c		Texas New Mexico Power	13.15c	19.9c	Texas New Mexico Power	10.95c	17.7c
Lubbock Power & Light			13.50¢	19.7c		Lubbock Power & Light	14.43¢	20.5c	Lubbock Power & Light	12.54¢	18.9c

****The average price disclosure is an example based on average monthly kWh usage indicated above. The actual price you pay will vary based on your actual usage and is calculated based on the regulated tariff for your Transmission Distribution Service Provider (“TDSP”). The average prices shown above reflect all recurring charges, excluding state and local sales taxes. Some areas are subject to an underground Facilities and Cost Recovery Charge authorized by the city that is not included in the price above. See your TDSP tariff for a list of cities and authorized charges.****